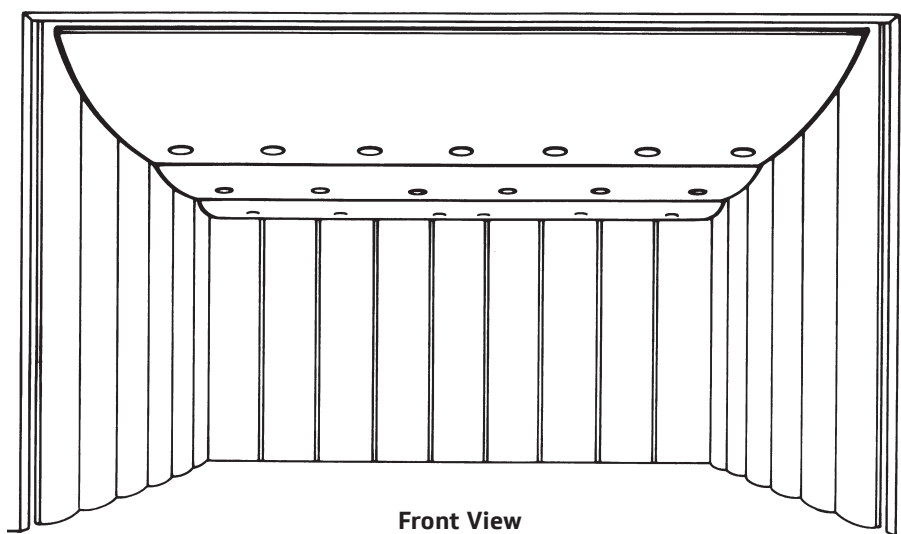


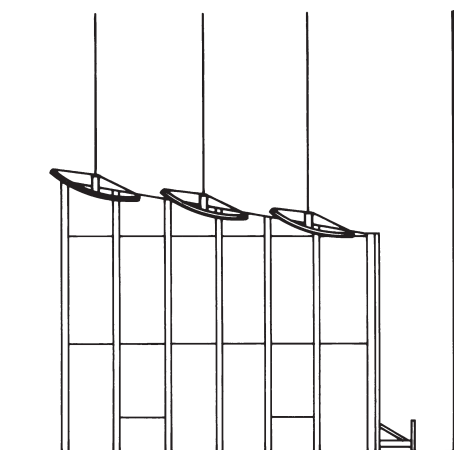
Diva® Acoustical Shell

- Mobile towers and rows of ceiling panels form a full stage acoustic enclosure when placed together on stage
- Separate air transporter or wheeled mover easily lifts and moves the towers
- Towers nest for storage backstage, ceiling panels hang from rigging and are stored in fly-loft
- Towers and ceilings are constructed from composite, stressed skin panels
- Finishes available include:
 - Wilsonart® high pressure laminate
 - Hardwood veneer stained and finished to match space requirements
 - Painted panels with Sherwin-Williams® Kem® aqua painted finish
- Tower and ceiling panel framework is constructed of aluminum
- Door, wing and ceiling panel hinges feature self-lubricating bearings for continuously smooth and quiet operation
- Trim strips on towers prevent backstage light from shining between the panels and may be painted to complement the shell
- Patented designs
- Five-year warranty

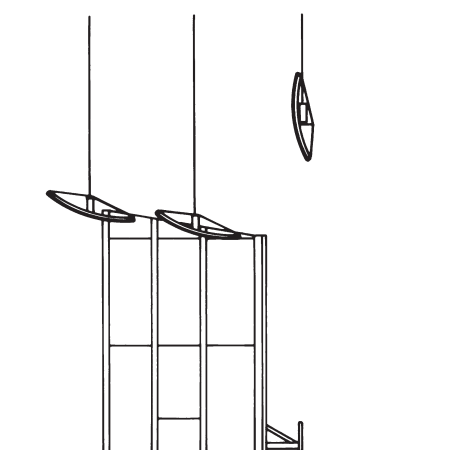
Because of the component nature of the Diva acoustic shell, different configurations may be created by using different numbers of towers and ceiling panels. For instance, fewer towers and ceiling rows can be used to create a smaller shell for chamber music or choral performances.



Front View
Performance Position



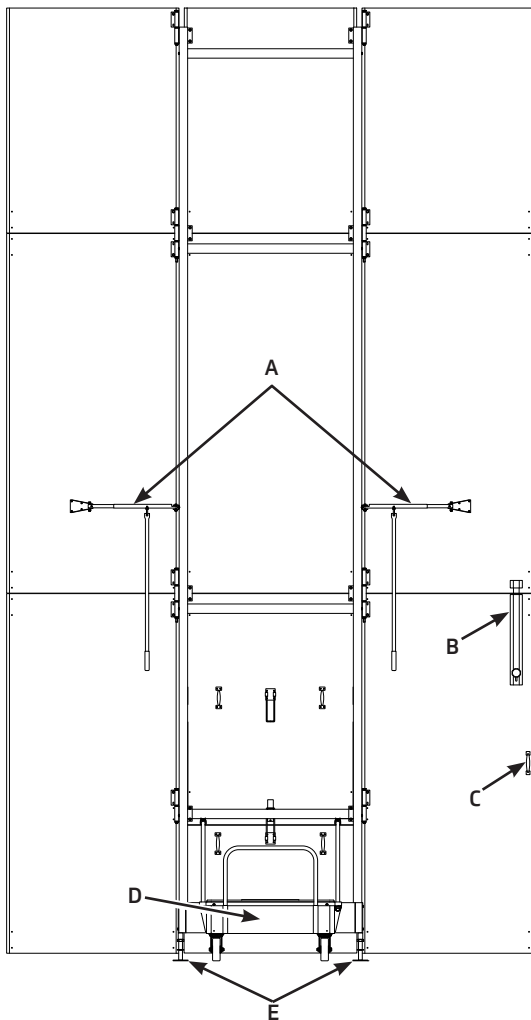
Side View
Full Set of Towers and Ceiling Panels
Used for a Full Ensemble



Side View
Fewer Towers and Ceiling Panels
Used for a Smaller Ensemble

Tower

- All towers feature panels with a 5' (1524 mm), 10' (3048 mm) or 20' (6096 mm) radius curve
- Each tower consists of one center panel and two adjustable wing panels
- Towers are available in heights from 16' (4877 mm) to 32' (9754 mm)
Custom towers can be as high as 40' (12192 mm)
- Lower wing panels can be used as a door as required
- Double doors allow access of large equipment, including concert grand pianos
- Framework of towers and base are constructed of extruded aluminum and steel weldments
- Diagonal bracing between the tower frame and the base distributes weight over several areas of the tower assembly
- Each tower is equipped with a counterweighted base assembly for stability
- A telescoping wing-stay locks tower wings in performance or storage positions
- Extruded aluminum bearings incorporate bronze Oilite® bearings
- Each tower incorporates leveling adjustment mechanisms
- Towers nest one within another to minimize storage space
- The back side of towers are painted black
- Five-year warranty



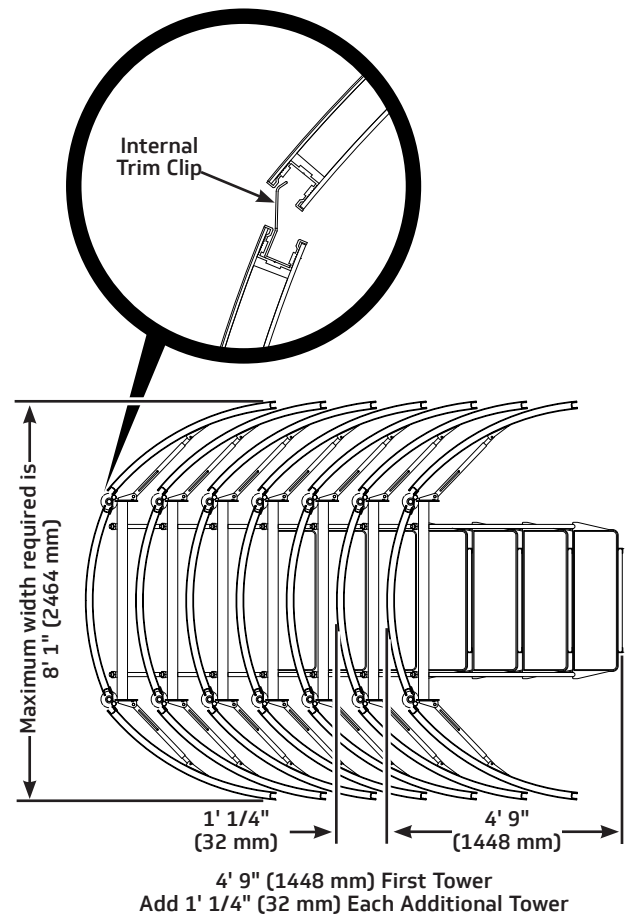
Back View

Telescoping wing-stays lock wings into performance and storage positions (A).

The door lock (B) and door handle (C).

The counterweighted base (D) provides shell stability when shell is stationary or being moved on stage.

The shell rests on leveling pads (E) for uniform set-up on uneven floors.




Top View

Showing how Diva Towers nest together in the storage position, minimizing required storage space.

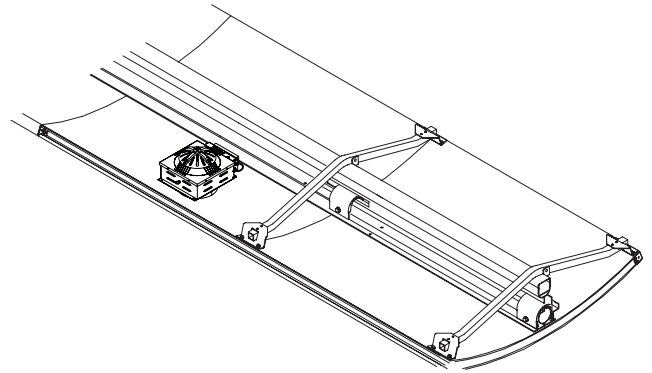
Shell Ceiling Panels

- Shell ceiling panels have either 5' (1524 mm), 10' (3048 mm) or 20' (6096 mm) radius curves and are available in various single or triple configurations
- Ceiling panels store in a vertical position, and rotate to pre-set, adjustable performance angles
- Ceiling panels are balanced so that each row requires no more than two people to deploy
- Shell ceiling panels feature an integral aluminum alloy truss and hang from stage rigging pipe battens
- Extruded aluminum hinges incorporate bronze low friction acetyl bearings
- Ceiling storage profile can be as little as 13-1/2" (343 mm)
- The back side of ceiling panels are painted black
- Optional integrated Wenger Lieto™ LED light fixtures are available
- Ceiling panel truss features an ETL rated integral raceway so separate plug strips are not required
- Five-year warranty

Ceiling Panels With Built-In Truss Hang From Stage Rigging

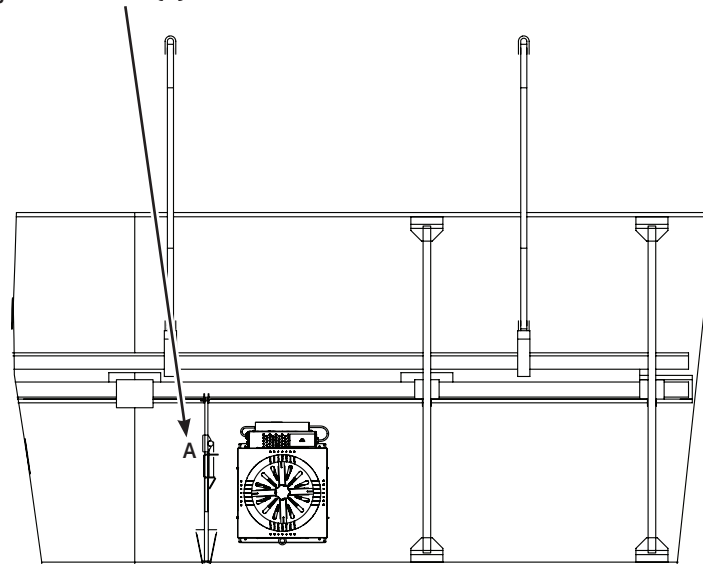


Ceiling Panels Feature the Option of Integrated Wenger Lieto Led Light Fixtures



Ceiling Panels Easily Tilt into Storage Position

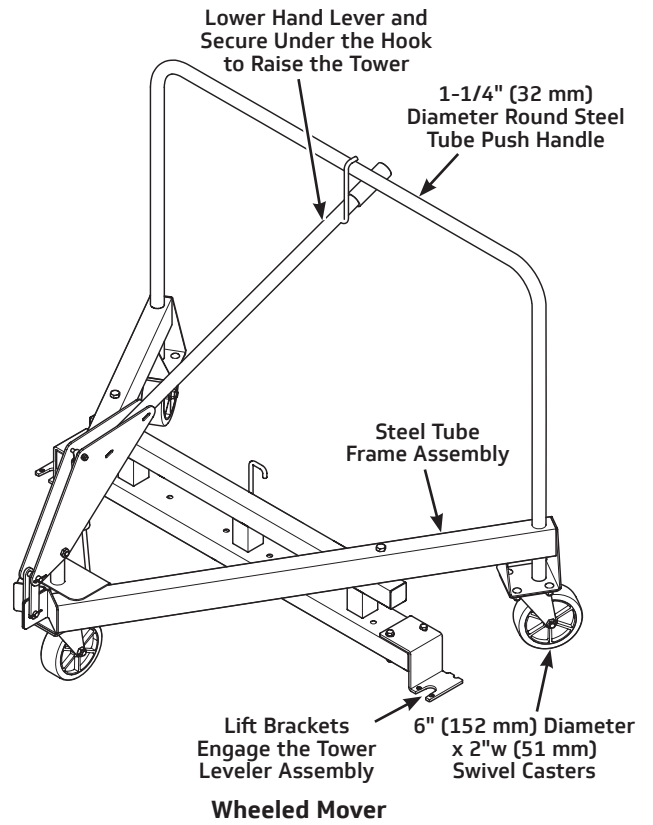
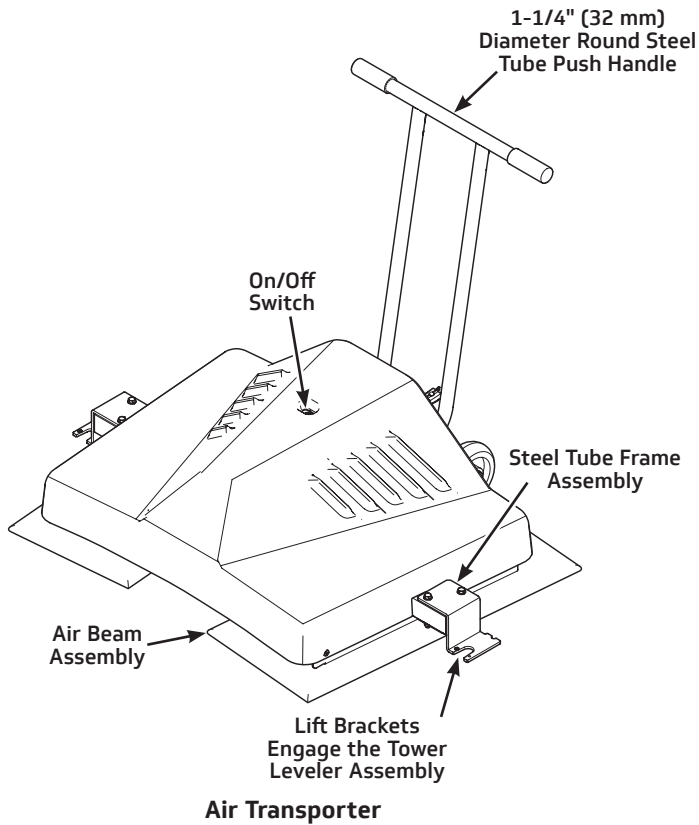
Adjustable Preset (A) Allows Shells To Rotate Back To Exact Performance Angle



Rear View of a 10' (3048 mm) Radius Ceiling Panel

Tower Transporters

- A separate air transport unit makes lifting and transporting the towers an easy job
- A cushion of air carries most of the tower's weight, which prevents damage to stage floor
- Moves the tower easily in any direction, so it is easier to position
- Requires standard 110V 15A circuit
- A wheeled mover is also available
- Five-year warranty



The air transporter lifts the majority of the tower weight and maneuvers the shell in all directions for exact placements and easy mobility to and from storage.



© 2024 Wenger Corporation
USA/2024-03

Minnesota Location

Wenger Phone 800.4WENGER (493-6437) Wenger Worldwide +1.507.455.4100 | Parts & Service 800.887.7145 | wengercorp.com
GearBoss Phone 800.493.6437 | gearboss.com
555 Park Drive, PO Box 448 | Owatonna | MN 55060

New York Location

J.R. Clancy Phone 800.836.1885 JR Clancy Worldwide +1.315.451.3440 | jrclancy.com | 7041 Interstate Island Road | Syracuse | NY 13209